




Chinese New Year – Simple Dog




You will need:

- Brown square of paper
- Googly Eyes
- Glue Stick
- Black Marker




Instructions


Step 1: Take the brown piece of paper and fold in half making a triangle.




Step 2: Fold the triangle in half again.




Step 3: Open back up to the big triangle.



Step 4: Fold the Right Dog Ear by folding the right corner down towards the point.




Step 5: Fold Left Dog Ears by folding the left corner down towards the point.



Step 6: To create the nose of the dog, take the point and fold up $\frac{1}{4}$ of the way following the crease.



Step 7: Using the glue, marker and googly eyes create the face of your dog.



The final dog will look like this.

