

Kia Ora Room 18 here we go for another week (Monday 29th of November - Friday 03rd of December) of Online Home Learning take it easy one day at a time.



Spelling

Find words that rhyme with the words I have chosen:

Cat, sat,

cake, rake,

Tick, sick,

ridge, bridge,

Float, goat,

pen, ten,

Now mix up the rhyming words

Decline, Einstein,

bore, roar,

Seven, heaven,

cord, hoard,

When complete submit to my email sservice@pukekohenorth.school.nz

Spelling

Spelling List 3

about	be	go	into	our
after	because	going	just	out
all	came	have	like	said
are	day	her	mum	some
as	down	his	not	were
back	get	home	one	with

Spelling List 4

again	do	next	people	time
an	first	night	put	took
around	food	no	ran	two
big	from	now	saw	us
by	good	off	school	very
can	has	old	see	what
come	him	only	started	well
could	house	or	their	will
dad	if	other	them	would
did	little	over	this	your

Spelling

Spelling List 5

am	door	last	once	through
another	everyone	left	play	told
away	family	long	really	too
bed	five	looked	room	walked
been	found	made	something	want
before	friend	man	still	way
best	fun	more	thing	where
brother	heard	morning	think	which
called	here	name	thought	who
car	know	never	three	year

THINGS TO DO

1. Spell your words aloud as you star jump – one jump for each letter.
2. Write each word with your finger in a sand or salt tray.
3. Spell aloud and clap for each letter of your words.
4. Play Hangman choosing the word to guess from your list of words.

Reading

What Is a Hāngi?

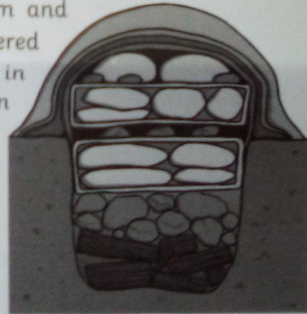
Hāngi is a traditional Māori style of cooking that has been used for hundreds of years, and it is still used throughout New Zealand today.

It is a special way of cooking food under the ground using red hot rocks and steam. A similar style of cooking can be found all around the Pacific, like the Umu in Samoa.

The Hāngi is usually used for pork, chicken, kumara, potato, pumpkin, and other vegetables such as carrots, peas and watercress.


How a Hāngi Is Made

First, a pit big enough for all the food is dug, then a fire is made at the bottom of the pit. It is best to use hard wood for the fire, such as macrocarpa, because it is easy to find, gives off a lot of heat and it burns for a long time. Next, rocks are piled on top of the wood; volcanic rocks are best because they can absorb a lot of heat; non-volcanic rocks will crack and explode. Once the fire has burnt out, the rocks are white hot. Food is then placed in the hāngi - meat at the bottom and vegetables on top. The food is covered with wet cloths and dirt. The water in the wet cloths turns into steam when it gets heated by the hot rocks. As the steam can't escape through the dirt, it heats and cooks the food. The food is left to cook for at least 3 hours - it is then uncovered and served as a meal.



History of the Hāngi

The hāngi was very spiritual, Māori only took as much food from the land or the sea as was needed. The food they hunted and gathered was seen as 'gifts' from Tangaroa - the god of the sea, and Tānemahuta - the god of the forest.



Māori tradition was that if anybody walked over the hāngi while the food was inside cooking, the food was seen as spoiled and was uneatable.

Māori also believed that if a hāngi meal was not cooked properly, then it was disgraceful and brought shame to the community. It also meant that a disaster was likely to happen.

In thermal areas of New Zealand, the early Māori used the natural hot pools and steam from the land to cook their food.

Moa and seals were commonly cooked in hāngi, along with foods such as fern-root, bulrush, pigeon, tui and parrot. Once there were not many moa or seals left, meat such as pork, mutton, chicken, fish and shellfish were used. Potatoes, kumara, pumpkin, cabbage and other tree roots and vegetables were also cooked.



Reading

Questions to answer:

1. People from which culture use a hāngi to cook food?
2. What cooks food in a hāngi?
3. Name 3 types of food that are usually cooked in a hāngi.
4. Rewrite “How a hāngi is made” as instructions
5. Why did Māori only take what was needed for a hāngi?

When complete submit to my email sservice@pukekohenorth.school.nz

Writing

We Are Learning To: Write a recount with adjectives (a word that describes someone or something - eg “A tall handsome stranger”, “tall” and “handsome” are adjectives.


Topic: During the past few weeks I have.....

When complete submit to my email

sservice@pukekohenorth.school.nz

Co-ordinating Conjunctions

These words connect words, phrases and clauses.



For	Sam drank some water, for he was thirsty.
And	I take milk and sugar in my tea.
Nor	Sara doesn't like apples, nor does she like pears.
But	All the children wanted to eat pizza, but no one wanted to buy it
Or	We could go to a zoo, or we could go to a theme park.
Yet	The weather was cold and wet, yet we enjoyed very much.
So	He is sick, so he is not going to the school.

Handwriting

More new words 7

ld ld ld ld ld ld ld ld ld ld ld

nd nd nd nd nd nd nd nd nd

Rewrite these words, changing **l** to **n** or **n** to **l**.

example band → bald

mild	wind
would	fiend
mould	bond
fond	boulder

Replace the underlined letters with other vowels, to make new words.

example scold → scald

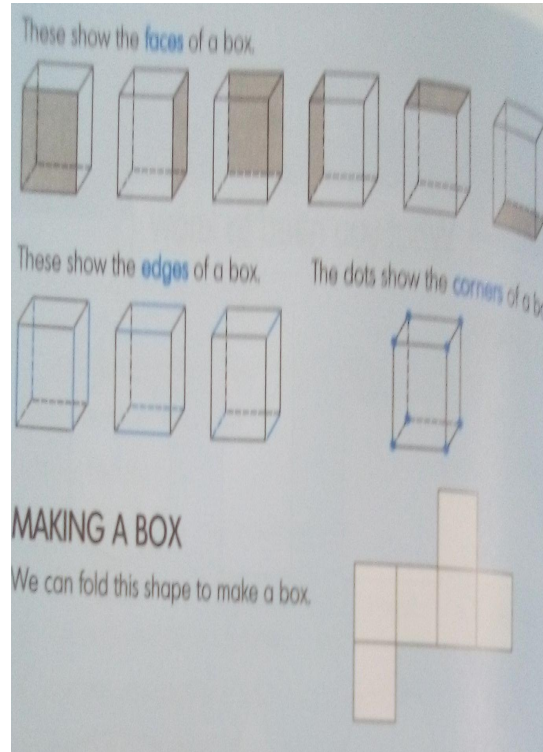

bland	hind
held	wonder
land	gild

Copy these words.

mild would boulder bland hind gild

When complete submit to my email sservice@pukekohenorth.school.nz

Maths



Your Task:

I would like you to make a box, however I would like all the sides of your square to be 10 cm long

When complete submit to my email

sservice@pukekohenorth.school.nz