

T4 Week 6

HOME LEARNING



This powerpoint contains some ideas for home learning during lockdown. Aim to do about 40 mins of home learning a day completing **at least 4 activities** there is a [schedule idea on slide 3.](#)

Do what you can but above all else look after yourselves, stay safe and spend time with your whanau.

Connect



Room 11, 12 and 14 private Facebook page: Share your home learning here!

<https://www.facebook.com/groups/pukekohenthroom11/about>

Please keep checking in on our facebook page, we will be adding lots of great things to do at home, and going live with story reading, mini lessons, and other fun things.

Whaea Kiah - Room 14

Ph: 021770422

Email: ksaunders@pukekohenorth.school.nz

Whaea Robyn - Room 11

Ph: 0272358819

Email: rchavez@pukekohenorth.school.nz

Whaea Jess:

Ph: 02040035371

Email: jmontgomery@pukekohenorth.school.nz

Suggested schedule

Optional extras

Phonics/ Handwriting: Practice writing and reading the letters and words of the week.

Te Reo: Practice your Pepeha and learn colours.

Writing: Write as much as you can using the prompts
Practice writing name (first and last)

Manage myself - Do one job to help someone in my house. (Make my bed, tidy up, pick up litter, weed the garden, help with cooking/baking etc)

Short fruit break/ Fitness

Try one of the bonus activities

Reading - Read one of the books plus a read along if wanted.

Games: Play a game with your family and have lots of fun.
Eg eye spy, snakes and ladders, puzzle, lego,

Maths - Pick something from the slide or count things around the house.

Before bed: Read a story with someone in your house.

More learning packs will be delivered to cover the next two weeks, check your mailboxes.


School is back on now and Juniors are attending on Tuesday and Thursday.



Phonics

We are learning s, t, and p! We want to know the names of the letters, sounds they make and words they start with. Some activities you can do at home.

- Listen to and sing the phonics song 2
- Practice writing letters (chalk, pens, colours etc.)
- Play “I spy something starting with ... (letter sound)”
- Sound out words when reading and writing.
- Here are some words to sound out and write with your kids.
- Mat, men, moon, dog, dot, deep, ant, and, am



Here is the letter Ee



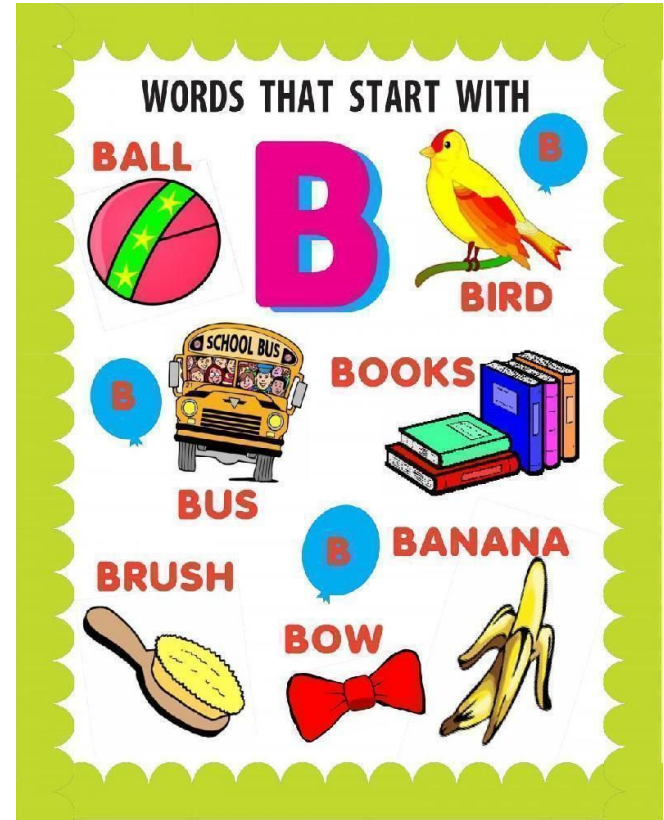
Click on e
to play the
e song



Here is the letter **Bb**

Bb

Click on b
to play the
b song










Here is the letter Nn

Nn

Click on n
to play the
n song








Some great stories to enjoy



Click on the book to hear the story

Phonics - cont

On Top of the old books (at the end of the ppt) you can read these BSLA books that go with the phonics programme we are doing below. The link takes you to the book PDF and audio recording. The junior school are reading the [Kakano - Seed Books](#)



Click the picture
to read the book

Reading

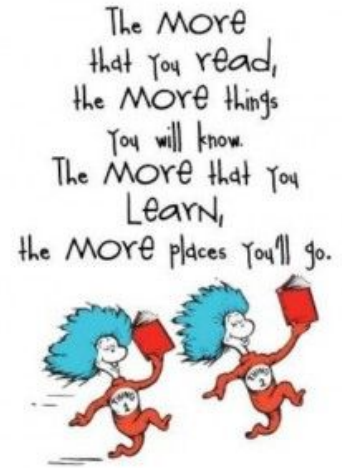
- Practice your sight words help them sound them out and once they know them they can practice writing them. (They are in their book bag if you don't have them or they learn them all and need the next sheet please let me know.)

Storyline Online

- Read stories to your child whenever you can you can go on youtube, [Epic](#) and [Storytime Online](#) for more books.

Click on
the links

- Read the [ready to read books](#) with your child, aiming for about one a day or the phonics ones on the previous slide. I will link them in the images on next slide.



Sight words

Practice sight words appropriate to your child's level if unsure contact your child's teacher.

Ways you can encourage your child to learn them.

- Reading them
- Writing them
- Making cards
- Playing snap
- Read in time trials (competition)
- Put in a sentence

Basic Sight Words for Reading

Magenta

am	I
the	is
at	to
it	look
on	go
come	Mum
here	we
in	went
Dad	see
up	going
said	can

Sight Words

Basic Sight Words for Reading

Red

my	there
as	oh
and	if
you	are
no	where
shouted	away
home	thank you
an	for

Basic Sight Words for Reading

Yellow

like	play
she	not
with	they
after	help
big	this
will	little

Sight words to learn - Click the picture






Click to practice reading these sentences







Magenta





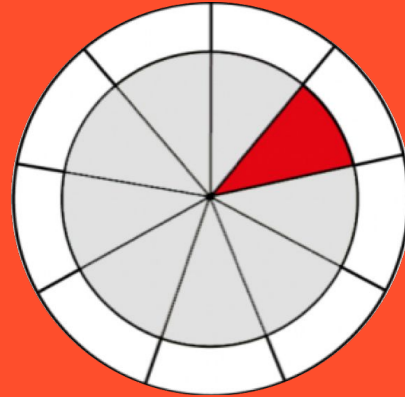
Click the pictures!



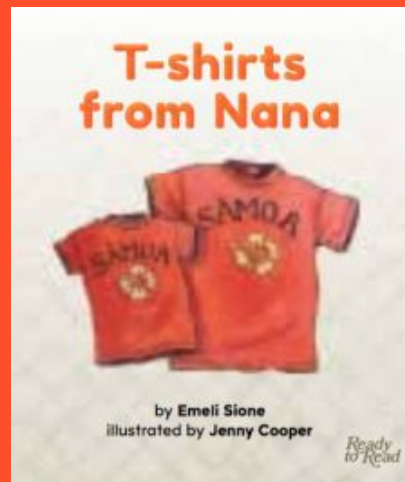












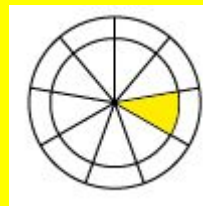
Red

click the pictures!







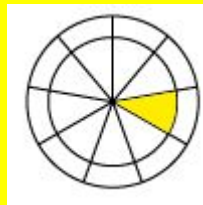


Yellow








Yellow

click the pictures!








Blue

click the
pictures!



Blue

click the pictures!



Writing - Draw a picture then write about it!

Help students to write some stories (about 2-4 sentences) once a day.

Help them sound out the words and remind them of the sight words that they know. Focus on a full stop at the end of an idea and a capital letter at the beginning.

Some ideas of things you can write about include:


- Make a poster about your family
- Draw a crab and label the parts of it's body
- Write a letter to your favourite cousin
- Make a list of all the shellfish you know
- Find out about crabs - what do you know about them
- What kind of activities do people do at the beach?
- What would happen if you built a house on the beach
- Learn about a beach you have never been to.



Other tasks: copy words from around the house and practice writing their name full .

Write a story about these pictures


Picture of the Day



Learn about the story of Ranginui and Papa Tūā Nuku



Maths - Geometry - Click the picture to play



Maths- Number

If you had 10 glass bottles and 3 of them smashed, how many of them would you have left?



twinkl.com

If you had 5 ice cubes and 2 of them melted, how many would you have left?



twinkl.com

If you had 20 squares of chocolate and you ate 15 of them, how many would you have left?



twinkl.com

If you had 5 birds in your garden and 1 of them flew away, how many birds would you have left?



twinkl.com

If you had 10 currant buns and 8 of them have been eaten, how many of them would you have left?



twinkl.com

If you had 5 books and you have read 3 of them, how many would you have left to read?



twinkl.com

If you had 20 jelly beans and you have eaten 6 of them, how many would you have left?



twinkl.com

If you had 10 sausages in a pack and you have cooked 4 of them, how many sausages would you have left in the packet?




twinkl.com


Safari Themed Challenge Cards

twinkl

1. 7 ostriches run through the desert. They join a group of 9 ostriches. How many are there now?



2. A herd of 11 elephants joins up with another herd of 5. How many elephants are there now?

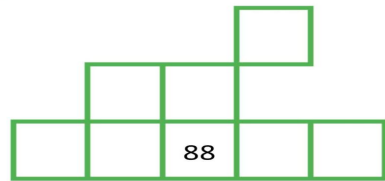
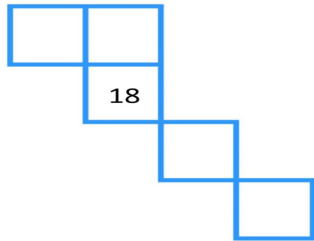
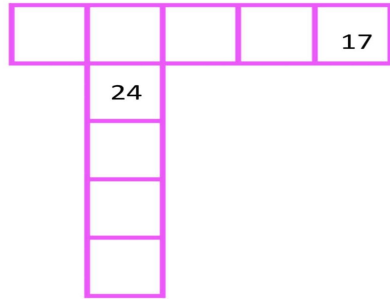
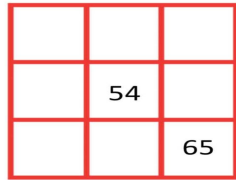



3. There are 17 wildebeest on the plain. 9 leave to find water. How many are on the plain now?





Maths- Number

Fill in the blanks below. Look at the number before, number after, 10 numbers before and after. Put on your thinking caps!




Name..... Class..... Date.....

Write the missing numbers with our Friendly  Frog 

1		3		
				6
12			9	
	15	16		18
		24		21
27	28		30	32
	38		35	33
40	41			44
	50		48	47

Maths- Number

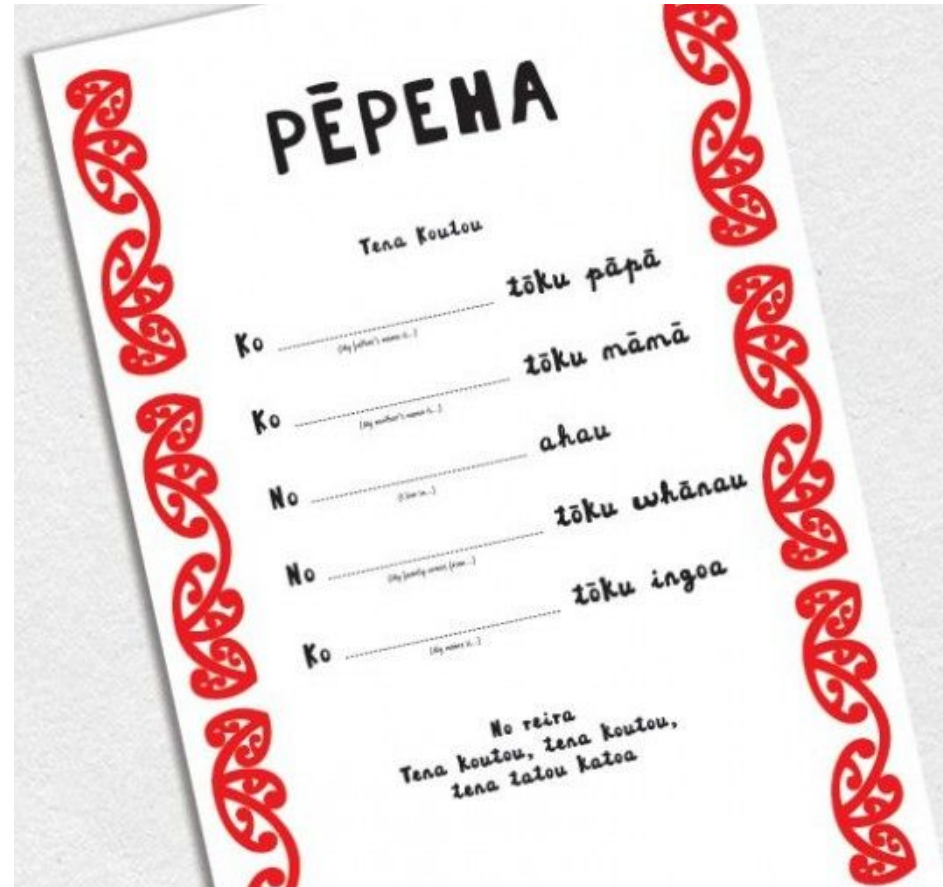
Hey Twenty, you've got a lot of friends



Challenge - Record your child doing their pepeha

Record your child doing their pepeha and post it to the facebook page (or send it to your teacher). This might be something you also want to share with your Whanau as it is a special thing to learn and share.

Practise the Pepeha song



Songs

Kiwi Kidsongs Collection

**Follow the link above for
some Kiwi Kids Songs!**



Some songs the tamariki love

Click the videos!



Fitness


- Have a game of [Whano Whano](#) with someone in your bubble. Follow the link above for instructions on how to play.
- Collect some flowers in your backyard.
- Go for a walk with your bubble. Remember to stay 2 meters away from others and wear a mask.



Fitness- move like animals from the ocean

Can you have a go at moving like some of these different sea creatures?

Star jump like
a starfish



Scuttle like a crab




Ripple like
an octopus



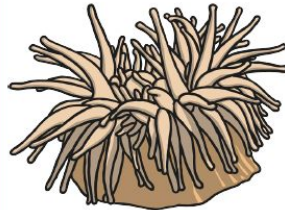
Slither like
a sea snail



Whizz like a fish



Wave like a
sea anemone



Art

Follow the video instruction and see if you can be the super cool friend with a snorkel



Inquiry - Learning about the ocean



Kelly Tarlton's have some awesome videos all about their sea creatures, where they live, and how they are being fed. Follow the links below to watch and learn all about ocean animals.

Here is a video to learn all about what different sea animals eat!

[Feeding time at Kelly Tarlton's](#)

[A Day in the Life of a Penguin Keeper](#)

[Shark Feeding](#)

What do animals eat?

¿Qué comen los animales?

Learn about Crabs - click the picture to play



Learn about starfish - Click picture to play




Can you read
and learn this
starfish poem

Share it with your
family

Record yourself
reading it and
share to our
facebook page

Rainbow Fish

Rainbow Fish,
Rainbow Fish,
swimming in the sea.
Will you please share a
scale with me?



Extra activities

Try out the home learning tv links to the [schedule here](#) and TVNZ below.

Click the picture!



The fish that couldn't climb trees

by Steve Attewell

From his book

"That's Twice I've Laughed My Socks Off"

(find it on Amazon)






Old BSLA phonics plus ready to read books


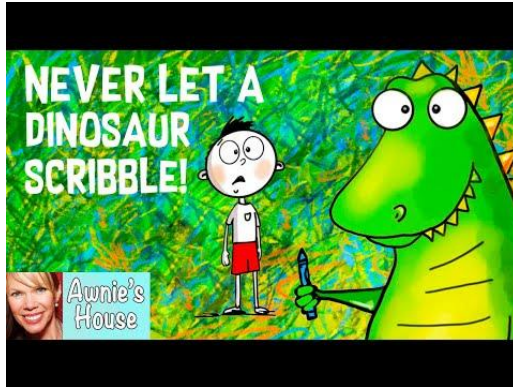
Letters from previous weeks this term

- M m, D d, A a
- P p, T t, O o
- C c, L l, E e
- N n, B b, U u
- S s, F f, I i
- G g, R r

Click on the Pictures



Listen to these stories!



If you have netflix/ disney plus some educational/ inquiry suggestions

Netflix

- Magic school bus
- Octonauts
- Cocomelon
- Our planet
- Emily's wonderlab

Disney plus

- Jake and the neverland pirates
- Little einsteins
- Pickwik Pack
- Inquiry movies - Luca, the little mermaid, Moana, Finding Nemo, Finding Dorry

There are also good shows for free on TVNZ on demand

Eg

- Wiggles
- Sesame street
- Bluey
- Darwin and newts lets science it

Stay safe!

BE SILLY

BE HONEST

BE KIND.

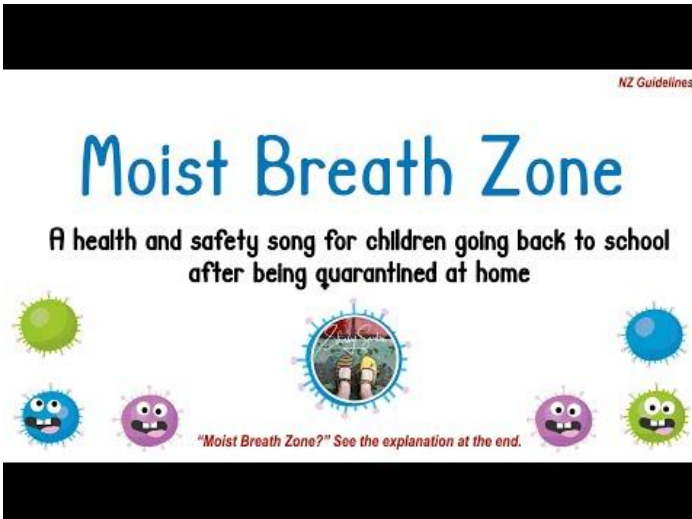
- Ralph Waldo Emerson -

you're
AMAZING
just the way
YOU ARE

NZ Guidelines

Moist Breath Zone

A health and safety song for children going back to school after being quarantined at home



"Moist Breath Zone?" See the explanation at the end.

Click the
video!