

Te Whānau Huia Wiki 5, Wahanga 4

Tēnā koutou Te Whānau Huia ko te manako kei te ora pai, kei te haumaruru te noho, Kei te rite mō ngā mahi i tēnei wāhanga tuawhā. Kei raro iho ngā mahi mō tēnei wiki tuarua o te ako i te kainga. Mēnā he pātai a koutou pātai mai ā īmera nei ā google chats rānei.

<p>Ngā Pānui:</p> <ol style="list-style-type: none">1. Nau mai ki te wiki tuarua.2. Zoom Classroom Sessions will be on Monday and Friday from 1pm - 3pm then3. All mahi will need to be completed and uploaded to your folder in google drive by friday of every week.4. If you have any questions please message me via email, txt or google chats. Email: acook@pukekohenorth.school.nz Mobile: 021087267185. Our kaupapa for this term is focusing on the arts and culture of India.6. Zoom Link Below for every zoom meet	<p><u>Korikori Tinana</u></p> <p>Whakapakari ia ata ia ata kia whakarite i a koe, ka whakamahana i te tinana, kia whakaoho i te tinana mō te rā.</p> <p>Do kori tinana every morning to get you hyped and ready to learn for the day.</p> <p><u>Whakapakari 1</u> https://www.youtube.com/watch?v=QfzRP6V5rE4</p> <p><u>Whakapakari 2</u> https://www.youtube.com/watch?v=x_YFkVSp34s</p> <p>Pēhi i te pae tukutuku kei runga ake ki rēira whakapakari tinana ai. Kia kaha.</p> <p>Click on the link above, there you will find your fitness for the morning.</p>	<p>Ngohe:</p> <p>Kīwaha: Ai!</p> <p>Whakatauki: “Waikato Horopounamu”</p> <p>Kupu Hou: Rapuhia te whakamārama mō ia kupu.</p> <p>Ruirui:</p> <p>Turakina:</p> <p>Ohorere</p> <p>Nanaiore</p> <p>wairere:</p> <p>Rerengā kōrero: Tuhia kia rua ngā rerenga kōrero mō ia kupu hou. Write two sentences for each new kupu</p>
--	---	--

<p>Topic: TE WHAANAU HUIA Time: 1pm - 3pm</p> <p>https://us02web.zoom.us/j/81099815034?pwd=Nz11ekZHalprQ0hjamswTVdkOVZqUT09</p> <p>Meeting ID: 810 9981 5034 Passcode: Huia</p>		<p>that is listed above.</p> <ol style="list-style-type: none"> 1. 2. 3. 4. 5. <p>Whakakupu Tuhia te ingoa o ēnei nama 345,564,321,567</p> <p>123,888,767,555</p> <p>546,543,432,333</p>
<p>Tuhituhi</p> <p>Tuhia he kōrero kia 250 ngā kupu e pā ana ki tētahi kaupapa tino ngākau nui ana e koe.</p> <p>Write a 250word story about something that you really love.</p>	<p>Pāngarau</p> <p>Kei raro iho ngā mahi pāngarau mō tēnei wiki.</p>	<p>Every day you will need to write a daily diary about what you do everyday this term.</p> 

1. A teacher asks some children to arrange some chairs into 12 rows of eight chairs. How many chairs will be laid out? _____
2. A crate contains 32 packs of four water bottles. How many bottles are there on each crate? _____
3. A photo album contains 28 pages. Each page can hold six photos. How many photos can each album hold? _____
4. A grocer has 37 packs of bananas. Each pack contains seven bananas. How many bananas are in the packs? _____



5. Marbles are sold in bags of 25. A shop has 16 bags. How many marbles are there altogether? _____
6. A badminton tournament is arranged at a local sports hall. There are 5 courts. Each court is allocated 18 shuttlecocks. How many shuttlecocks are allocated to the 5 courts? _____
7. Envelopes are sold in packs of ten. A supplier has 107 packs of envelopes. How many envelopes has the supplier? _____
8. A library has 50 shelves. Each shelf has 38 books. How many books are there in the library? _____

Whakarongo ki te pūrakau.

Hangaia kia 5 ngā pātai e pā ana ki te pūrakau.

Tuhia ki 20 ngā kupu hou.

Hangaia tētahi kupu huna mā te whakamahi i ngā kupu hou e 20.

<https://www.youtube.com/watch?v=56W4ERYdAGg>



Typing Club/ Te Karapu Patopato

1. Use your school Google account and learn to type faster.
2. Click [here](#) for typing activities.
3. Listen and follow the instructions
4. Have fun!!



© Can Stock Photo - csp7072448

Toi Ataata

Ngā mahi Mehndi

Mātakitaki i te kiriata me te whai i ngā tohutohu a te kiriata.

Watch the video clip and follow the instructions on the video and create a a4 piece of art work.


https://www.youtube.com/watch?v=EuRofLGv_c8



Toi Matihiko

Hangaia tētahi pānui whakaahua mā runga i te paetukutuku CANVA e whakaatu ana i te ahurea o Īnia.

Create a Poster using canva that shows the culture of India.



Toi Ataata:

Hangaia tētahi haki o Inia.
Whakamahi i ngā rawa toi kua kōwhiri.

Create the Indian Flag by hand.
Use any resources you can find.
Be Creative and have fun and think outside the box



Hītori:

Rangahau kia 15 meka e pā ana ki te whenua o Īnia.
Research 15 facts about India.



Whakautu i ngā meka kei raro iho:

Whenua/Country:

Tāone matua/Capital City:

Taumata teitei/Highest point:

Te awa nui tonu/Longest River:

Taupori/Population:

Te Ahurangi/Climate:

Te Reo/Language:

Ahumahi matua/Main Industries:

Kai mete inu/Food and Drink:

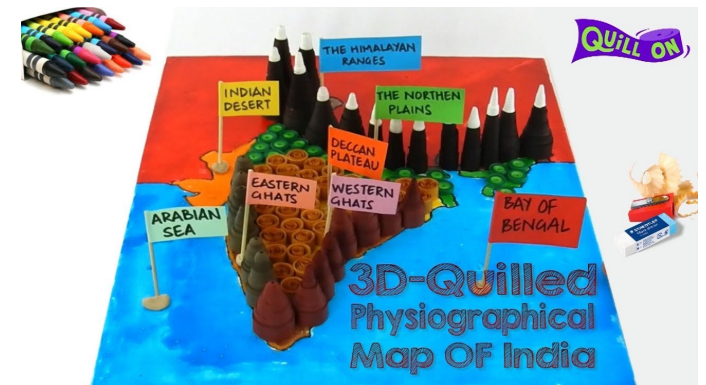


Tumahi Toi/Art Project

Hanga i tētahi mahinga toi ahu toru e whakaatu ana i te whenua o Īnia


Create a 3D model of the map of India below is what needs to be included.

1. The map of India.
2. 10 places in India with 1 main fact about each place.
3. Make it bright and colourful.
4. Use whatever material you can.
5. Ask whaanau to help you.



6. Think outside the box and have fun with it.

Me oti tēnei mahi hei te Rāmere 5 o Whiringa-ā-Rangi 2021.
This project is due on the **5th of November 2021**.



Kararehe

Tāngi i tētahi kararehe rongonui o te whenua o India.
Draw a famous animal from India

https://www.youtube.com/watch?v=__f_E9iCmyU

