

T4 Week 5

# HOME LEARNING



This powerpoint contains some ideas for home learning during lockdown. Aim to do about 40 mins of home learning a day completing **at least 4 activities** there is a [schedule idea on slide 3.](#)

Do what you can but above all else look after yourselves, stay safe and spend time with your whanau.

# Connect



**Room 11, 12 and 14 private Facebook page:** Share your home learning here!

<https://www.facebook.com/groups/pukekohenthroom11/about>

Please keep checking in on our facebook page, we will be adding lots of great things to do at home, and going live with story reading, mini lessons, and other fun things.

**Whaea Kiah - Room 14**

Ph: 021770422

Email: [ksaunders@pukekohenorth.school.nz](mailto:ksaunders@pukekohenorth.school.nz)

**Whaea Robyn - Room 11**

Ph: 0272358819

Email: [rchavez@pukekohenorth.school.nz](mailto:rchavez@pukekohenorth.school.nz)

**Whaea Jess:**

Ph: 02040035371

Email: [jmontgomery@pukekohenorth.school.nz](mailto:jmontgomery@pukekohenorth.school.nz)

## Suggested schedule

## Optional extras

**Phonics/ Handwriting**: Practice writing and reading the letters and words of the week.

**Te Reo**: Practice your Pepeha and learn colours.

**Writing**: Write as much as you can using the prompts  
Practice writing name (first and last)

**Manage myself** - Do one job to help someone in my house. (Make my bed, tidy up, pick up litter, weed the garden, help with cooking/baking etc)

**Short fruit break/ Fitness**

**Try one of the bonus activities**

**Reading** - Read one of the books plus a read along if wanted.

**Games**: Play a game with your family and have lots of fun.  
Eg eye spy, snakes and ladders, puzzle, lego,

**Maths** - Pick something from the slide or count things around the house.

**Before bed**: Read a story with someone in your house.

**Hopefully your home learning packs are keeping you going.**

**We will look to deliver the next packs in week 6 - around the 24th November.**


**By then we will know if school is back or not.**



# Phonics

We are learning s, t, and p! We want to know the names of the letters, sounds they make and words they start with. Some activities you can do at home.

- Listen to and sing the phonics song 2
- Practice writing letters (chalk, pens, colours etc.)
- Play “I spy something starting with ... (letter sound)”
- Sound out words when reading and writing.
- Here are some words to sound out and write with your kids.
- Mat, men, moon, dog, dot, deep, ant, and, am




# Here is the letter Ss




Click on S  
to play the  
S song



# Here is the letter Tt



Click on T  
to play the  
T song





# Here is the letter Pp



Click on P  
to play the  
P song

## LETTER P

### VOCABULARY



PIG



PEN



PENGUIN



PIN



PIE



PRETZEL



PIZZA



PAIL



PICKLE








PEAS



PHONE









# Some great stories to enjoy



Click on the  
book to hear  
the story

# Phonics - cont

On Top of the old books (at the end of the ppt) you can read these BSLA books that go with the phonics programme we are doing below. The link takes you to the book PDF and audio recording. The junior school are reading the [Kakano - Seed Books](#)



Click the picture  
to read the book

# Reading

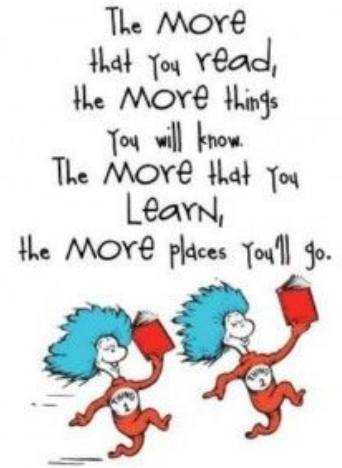
- Practice your sight words help them sound them out and once they know them they can practice writing them. (They are in their book bag if you don't have them or they learn them all and need the next sheet please let me know.)

Storyline Online

- Read stories to your child whenever you can you can go on youtube, [Epic](#) and [Storytime Online](#) for more books.

Click on  
the links

- Read the [ready to read books](#) with your child, aiming for about one a day or the phonics ones on the previous slide. I will link them in the images on next slide.



# Sight words

Practice sight words appropriate to your child's level if unsure contact your child's teacher.

**Ways you can encourage your child to learn them.**

- Reading them
- Writing them
- Making cards
- Playing snap
- Read in time trials (competition)
- Put in a sentence

## Basic Sight Words for Reading

### Magenta

am	I
the	is
at	to
it	look
on	go
come	Mum
here	we
in	went
Dad	see
up	going
said	can

# Sight Words

## Basic Sight Words for Reading

### Red

my	there
as	oh
and	if
you	are
no	where
shouted	away
home	thank you
an	for

## Basic Sight Words for Reading

### Yellow

like	play
she	not
with	they
after	help
big	this
will	little

# Sight words to learn - Click the picture



elf TV



the

the



1

Yellow dot, Orange dot, Red dot

This is a screenshot from an educational program. It features a white rectangular area with a purple border, set against a blue background. At the top center of the white area is the 'elf TV' logo. In the top left corner, there is a magnifying glass icon. The word 'the' is written in a large, black, sans-serif font twice, one above the other. In the bottom right corner of the white area, there is a small cartoon mouse character. On the right side of the purple border, there is a red circle containing the number '1', and below it are three colored dots: yellow, orange, and red.



**Click to practice reading these sentences**






# Simple Sentences For Reading Practice






# Magenta







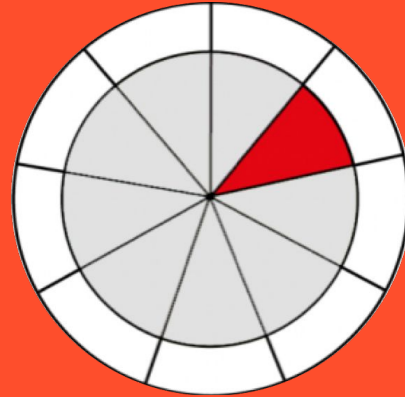
Click the pictures!





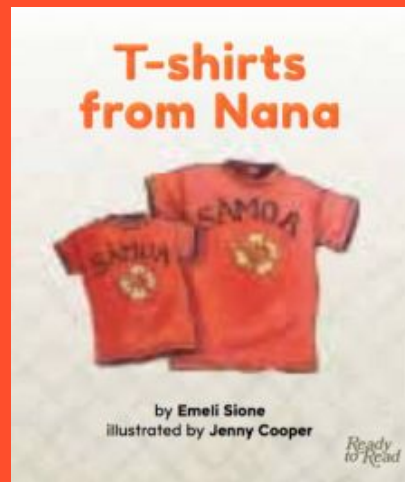





# Red






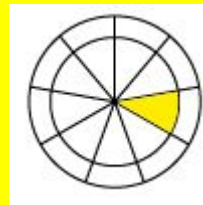

click the pictures!









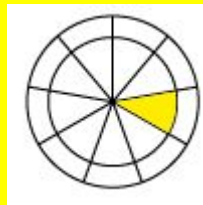


# Yellow



# Yellow






click the pictures!





# Blue






click the  
pictures!





# Blue

click the pictures!



# Writing - Draw a picture then write about it!

Help students to write some stories (about 2-4 sentences) once a day.

Help them sound out the words and remind them of the sight words that they know. Focus on a full stop at the end of an idea and a capital letter at the beginning.

**Some ideas of things you can write about include:**

- Make a poster to stay safe in the sun
- Look out your bedroom window and write what you can see
- Write a letter to your mum or Dad
- How do birds fly
- Find out about starfish and write about them.
- Why do some beaches have big waves and some don't?
- Why do beaches have different coloured sand?
- What is the difference between a river and the beach



Other tasks: copy words from around the house and practice writing their name full .

# Write a story about these pictures



# Learn about the story of maui and the big fish








# Maths - Geometry

Shapes are all around us. At home, at school, in your room and even in the garden.

What shapes can you see in these flowers?

Can you go into your garden and find some shapes?  
Post photos on our Facebook Page!!



# Maths- Number

1. Jake scored 19 points and his teammates scored 5 during their rugby game. How many points did they score altogether?
2. Vimi made 10 loom bands and Martha made 12. How many loom bands did they make altogether?
3. Meilani's mum has picked up 17 shells on the beach. Meilani has picked up 3 more shells than mum. How many shells did Meilani pick up?
4. Sanvi had some beads to make bracelets. Sarah gave her 6 more and now Sanvi has 14 altogether. How many beads did Sanvi start with?

# Maths- Number

Skip count in 2's with the 3 little pigs to help them escape from the big, bad wolf.

Fill in the blanks below. Look at the number before, number after, 10 numbers before and after. Put on your thinking caps!


1. 

1	2	
2. 

54	55	
3. 

		37	


## Three Little Pigs Missing Numbers Counting in 2s to 20





# Maths- Number

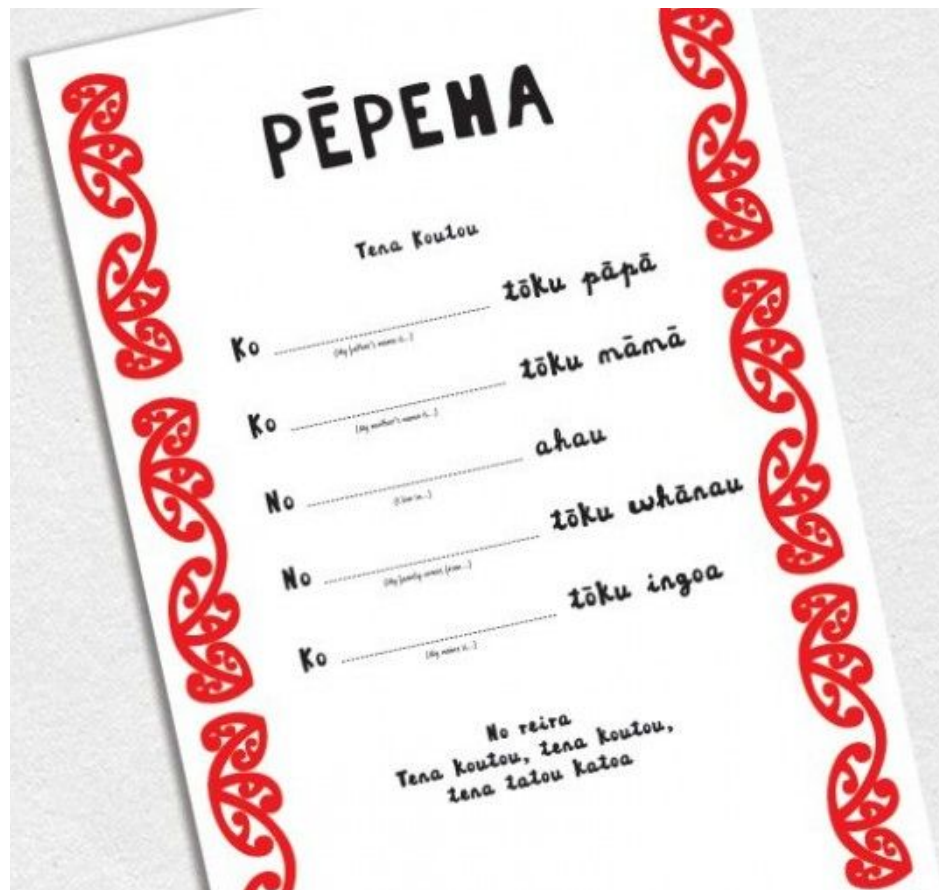
Hey Twenty, you've got a lot of friends



# Challenge - Record your child doing their pepeha

Record your child doing their pepeha and post it to the facebook page (or send it to your teacher). This might be something you also want to share with your Whanau as it is a special thing to learn and share.

Practise the Pepeha song



# Songs

## Kiwi Kidsongs Collection



**Follow the link above for  
some Kiwi Kids Songs!**

# Some songs the tamariki love

Click the videos!



# Fitness

- Have a game of [Whano Whano](#) with someone in your bubble. Follow the link above for instructions on how to play.
- Collect some flowers in your backyard.
- Go for a walk with your bubble. Remember to stay 2 meters away from others and wear a mask.






# Fitness- move like animals from the ocean

Can you have a go at moving like some of these different sea creatures?

Star jump like  
a starfish



Scuttle like a crab




Ripple like  
an octopus



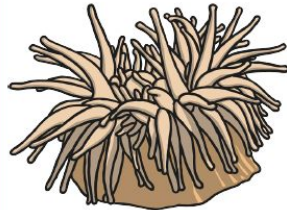
Slither like  
a sea snail



Whizz like a fish



Wave like a  
sea anemone



# Art

Follow the video instruction and see if you can draw a cartoon octopus like this one.

Click the picture!





# Inquiry - Learning about the ocean



Kelly Tarlton's have some awesome videos all about their sea creatures, where they live, and how they are being fed. Follow the links below to watch and learn all about ocean animals.

Here is a video to learn all about what different sea animals eat!

[Feeding time at Kelly Tarlton's](#)

[A Day in the Life of a Penguin Keeper](#)

[Shark Feeding](#)

**What do animals eat?**

**¿Qué comen los animales?**

Can you read  
and learn this  
starfish poem

Share it with your  
family

Record yourself  
reading it and  
share to our  
facebook page



## Extra activities

Try out the home learning tv links to the [schedule here](#) and TVNZ below.

Click the picture!



## The fish that couldn't climb trees

by Steve Attewell

From his book

"That's Twice I've Laughed My Socks Off"

(find it on Amazon)







# Old BSLA phonics plus ready to read books


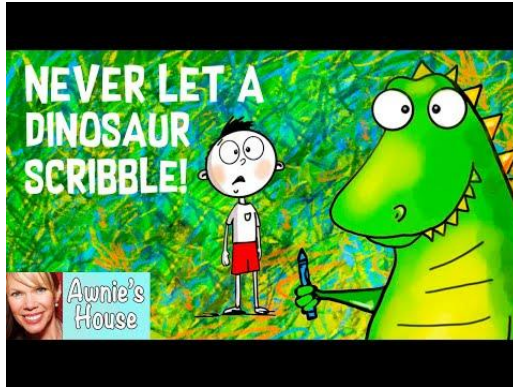
Letters from previous weeks this term

- M m, D d, A a
- P p, T t, O o
- C c, L l, E e
- N n, B b, U u
- S s, F f, I i
- G g, R r

Click on the Pictures



# Listen to these stories!





# If you have netflix/ disney plus some educational/ inquiry suggestions

## Netflix

- Magic school bus
- Octonauts
- Cocomelon
- Our planet
- Emily's wonderlab

## Disney plus

- Jake and the neverland pirates
- Little einsteins
- Pickwik Pack
- Inquiry movies - Luca, the little mermaid, Moana, Finding Nemo, Finding Dorry

There are also good shows for free on TVNZ on demand

Eg

- Wiggles
- Sesame street
- Bluey
- Darwin and newts lets science it

# Stay safe!

BE SILLY

BE HONEST

BE KIND.

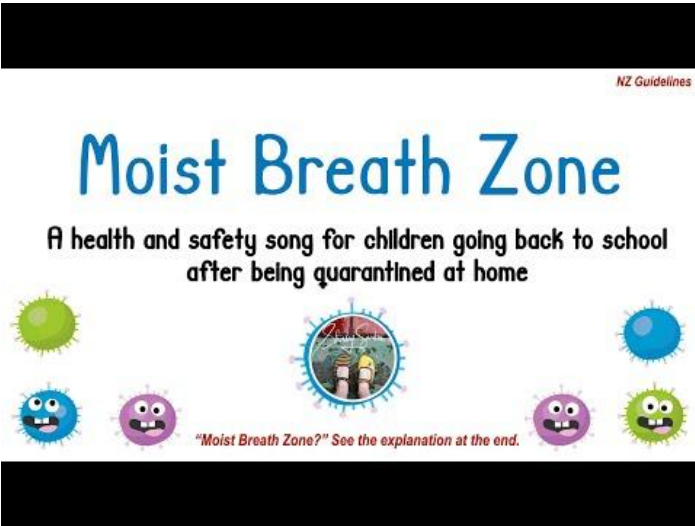
- Ralph Waldo Emerson -

you're  
**AMAZING**  
just the way  
**YOU ARE**

NZ Guidelines

## Moist Breath Zone

A health and safety song for children going back to school after being quarantined at home



"Moist Breath Zone?" See the explanation at the end.

Click the video!