

T4 Week 4

HOME LEARNING



This powerpoint contains some ideas for home learning during lockdown. Aim to do about 40 mins of home learning a day completing **at least 4 activities** there is a [schedule idea on slide 3.](#)

Do what you can but above all else look after yourselves, stay safe and spend time with your whanau.

Connect



Room 11, 12 and 14 private Facebook page: Share your home learning here!

<https://www.facebook.com/groups/pukekohenthroom11/about>

Please keep checking in on our facebook page, we will be adding lots of great things to do at home, and going live with story reading, mini lessons, and other fun things.

Whaea Kiah - Room 14

Ph: 021770422

Email: ksaunders@pukekohenorth.school.nz

Whaea Robyn - Room 11

Ph: 0272358819

Email: rchavez@pukekohenorth.school.nz

Whaea Jess:

Ph: 02040035371

Email: jmontgomery@pukekohenorth.school.nz

Suggested schedule

Optional extras

Phonics/ Handwriting: Practice writing and reading the letters and words of the week.

Te Reo: Practice your Pepeha and learn colours.

Writing: Write one sentence using the prompts
Practice writing name (first and last)

Manage myself - Do one job to help someone in my house. (Make my bed, tidy up, pick up litter, weed the garden, help with cooking/baking etc)

Short fruit break/ Fitness

Try one of the bonus activities

Reading - Read one of the books plus a read along if wanted.

Games: Play a game with your family and have lots of fun.
Eg eye spy, snakes and ladders, puzzle, lego,

Maths - Pick something from the slide or count things around the house.

Before bed: Read a story with someone in your house.

Home learning packs were delivered last week on either Wednesday or Friday.

Please let us know if you did not receive one.


These are the Ministry of Education issued packs



Phonics

We are learning m, d, and a! We want to know the names of the letters, sounds they make and words they start with. Some activities you can do at home.

- Listen to and sing the phonics song 2
- Practice writing letters (chalk, pens, colours etc.)
- Play “I spy something starting with ... (letter sound)”
- Sound out words when reading and writing.
- Here are some words to sound out and write with your kids.
- Mat, men, moon, dog, dot, deep, ant, and, am



Here is the letter Ww



Click on W
to play the
W song

VectorStock®

VectorStock.com/25479407



Ww



Watermelon



Wand



Whale



Window

Here is the letter Ll



Click on L
to play the
L song





Here is the letter Gg



Click on G
to play the
g song









Some great stories to enjoy



Phonics - cont

On Top of the old books (at the end of the ppt) you can read these BSLA books that go with the phonics programme we are doing below. The link takes you to the book PDF and audio recording. The junior school are reading the [Kakano - Seed Books](#)



Click the picture
to read the book

Reading

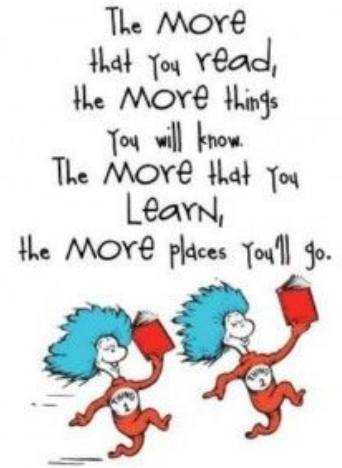
- Practice your sight words help them sound them out and once they know them they can practice writing them. (They are in their book bag if you don't have them or they learn them all and need the next sheet please let me know.)

Storyline Online

- Read stories to your child whenever you can you can go on youtube, [Epic](#) and [Storytime Online](#) for more books.

Click on
the links

- Read the [ready to read books](#) with your child, aiming for about one a day or the phonics ones on the previous slide. I will link them in the images on next slide.



Sight words

Practice sight words appropriate to your child's level if unsure contact your child's teacher.

Ways you can encourage your child to learn them.

- Reading them
- Writing them
- Making que cards
- Playing snap
- Read in time trials (competition)
- Put in a sentence

Basic Sight Words for Reading

Magenta

am	I
the	is
at	to
it	look
on	go
come	Mum
here	we
in	went
Dad	see
up	going
said	can

Sight Words

Basic Sight Words for Reading

Red

my	there
as	oh
and	if
you	are
no	where
shouted	away
home	thank you
an	for

Basic Sight Words for Reading



Yellow




like	play
she	not
with	they
after	help
big	this
will	little

Magenta





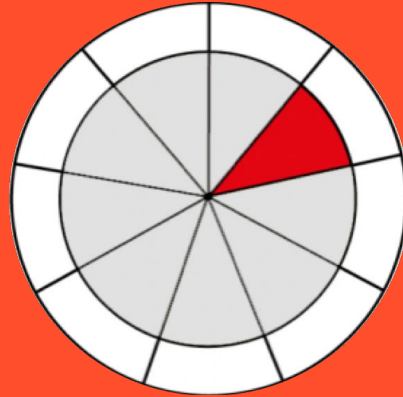
Click the pictures!



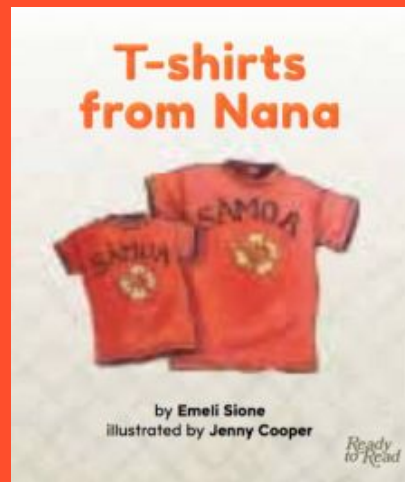







Red






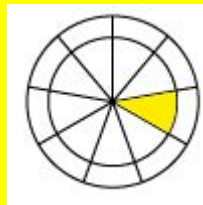
click the pictures!









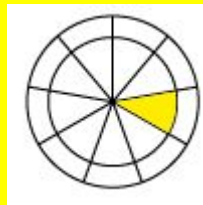
Yellow

click the pictures!








Yellow

click the pictures!








Blue

click the
pictures!



Blue

click the
pictures!



Writing - Draw a picture then write about it!

Help students to write some stories (about 2-4 sentences) once a day.

Help them sound out the words and remind them of the sight words that they know. Focus on a full stop at the end of an idea and a capital letter at the beginning.

Some ideas of things you can write about include:

- Write a weather report for the day
- Can you write a menu for the day
- Write about what your family did for Guy Fawkes
- Have you had a celebration in your house this week?
- Find out about crabs and write about them.



Other tasks: copy words from around the house and practice writing their name full

Write a story about these pictures



Learn about the story of Guy fawkes



Maths - Geometry

Anthony and Grace are visiting Nana. She tells them stories about games children used to play in Rotuma. One game is called pani. It's a bit like skittles. She shows them how to play with empty tin cans and a tennis ball.

Anthony bowls the tennis ball and the cans all crash down.



Use these words to describe where the cans are positioned.

under	behind	on	next to	left	right
-------	--------	----	---------	------	-------

The green can is _____ the blue can.

The grey can is _____ the yellow can.

The red can is _____ the purple can.

The yellow can is _____ the grey can.

The purple can is _____ of the grey can.

The blue can is _____ of the green can.

Shapes are used to form all our important buildings. Can you see the triangle and rectangle in this photo of the Whakarewarewa Marae?



What shapes can you find at the church?




Can you draw a picture of your house, marae or church using shapes?

Maths- Number

1. Seini made 6 daisy chains and her sister made 4 more. How many daisy chains do they have altogether?
2. You are helping mum to fold the washing. Mum folds 9 pieces of clothing and you fold 5. How many pieces of clothing have you folded altogether?
3. Asa is helping his dad to plant vegetables in their garden. He planted 9 tomato plants and 7 lettuce plants. How many vegetables did Asa plant?
4. You go for a walk to the park. At the start you see 7 tuis and then you see 3 more tuis. How many tuis did you see altogether?

Maths- Number

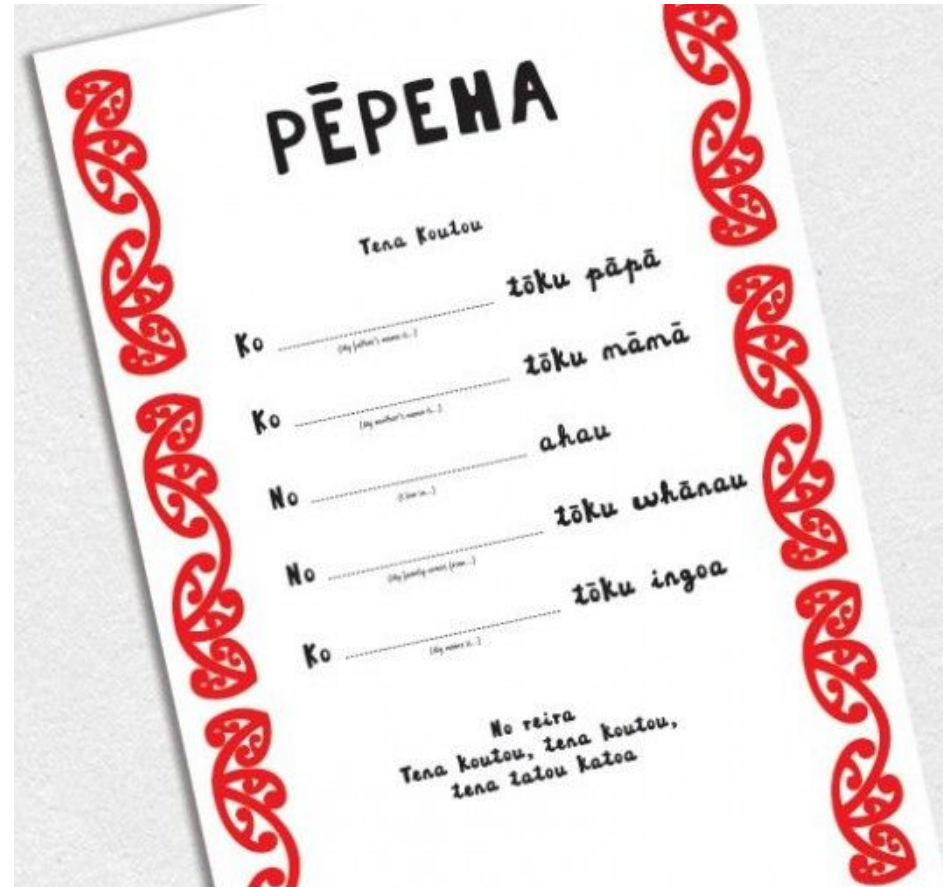
Hey Twenty, you've got a lot of friends



Challenge - Record your child doing their pepeha

Record your child doing their pepeha and post it to the facebook page (or send it to your teacher). This might be something you also want to share with your Whanau as it is a special thing to learn and share.

Practise the Pepeha song



Songs

Kiwi Kidsongs Collection

**Follow the link above for
some Kiwi Kids Songs!**



Some songs the tamariki love

Click the videos!



Fitness


- Have a game of [Whano Whano](#) with someone in your bubble. Follow the link above for instructions on how to play.
- Collect some flowers in your backyard.
- Go for a walk with your bubble. Remember to stay 2 meters away from others and wear a mask.



Fitness- move like animals from the ocean

Can you have a go at moving like some of these different sea creatures?

Star jump like
a starfish



Scuttle like a crab




Ripple like
an octopus



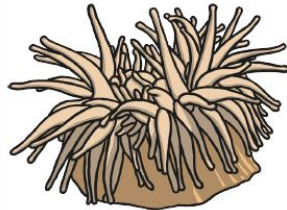
Slither like
a sea snail



Whizz like a fish




Wave like a
sea anemone



Art

Follow the video instruction and see if you can draw a cartoon octopus like this one.



Art  **hub**
for Kids

Inquiry - Learning about the ocean



Kelly Tarlton's have some awesome videos all about their sea creatures, where they live, and how they are being fed. Follow the links below to watch and learn all about ocean animals.

Here is a video to learn all about what different sea animals eat!

[Feeding time at Kelly Tarlton's](#)


[A Day in the Life of a Penguin Keeper](#)

[Shark Feeding](#)

What do animals eat?

¿Qué comen los animales?


Ocean Story Time



Can you read
and learn this
poem

Share it with your
family

Record yourself
reading it and
share to our
facebook page



Poem © 2015 Kate Coombs, from *The Poetry Friday Anthology for Celebrations* by Sylvia Vardell and Janet Wong, PomeleBooks.com

SHARK WEEK!

BEWARE

by Kate Coombs

If you are an otter,
stay out of the water.

If you're a sardine,
try not to be seen.

If you are a ray,
please go away.

If you're a seahorse,
hide, of course.

From down underneath,
a flash of sharp teeth.

From down where it's dark,
the terrible shark.

A gray shape, a swish—
then goodbye, dear fish.

Extra activities

Try out the home learning tv links to the [schedule here](#) and TVNZ below.

Click the picture!



The fish that couldn't climb trees

by Steve Attewell

From his book

"That's Twice I've Laughed My Socks Off"

(find it on Amazon)







Old BSLA phonics plus ready to read books


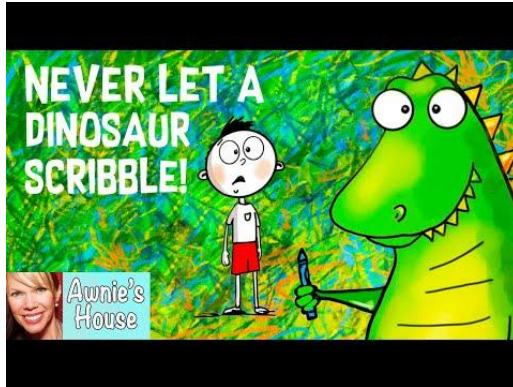
Letters from previous weeks this term

- M m, D d, A a
- P p, T t, O o
- C c, L l, E e
- N n, B b, U u
- S s, F f, I i
- G g, R r

Click on the Pictures



Listen to these stories!



If you have netflix/ disney plus some educational/ inquiry suggestions

Netflix

- Magic school bus
- Octonauts
- Cocomelon
- Our planet
- Emily's wonderlab

Disney plus

- Jake and the neverland pirates
- Little einsteins
- Pickwik Pack
- Inquiry movies - Luca, the little mermaid, Moana, Finding Nemo, Finding Dorry

There are also good shows for free on TVNZ on demand

Eg

- Wiggles
- Sesame street
- Darwin and newts lets science it

Stay safe!

BE SILLY

BE HONEST

BE KIND.


- Ralph Waldo Emerson -

you're
AMAZING
just the way
YOU ARE

NZ Guidelines

Moist Breath Zone

A health and safety song for children going back to school after being quarantined at home



"Moist Breath Zone?" See the explanation at the end.

Click the video!