

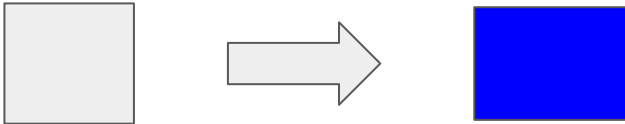
Kia Ora Room 18 and welcome to Week 3 of your Home Learning Online.



Maths

SLIDING, TURNING, FLIPPING AND ENLARGING.

The grey shape has been **slid** to get the blue shape. When we slide a shape we say we are **translating** it.

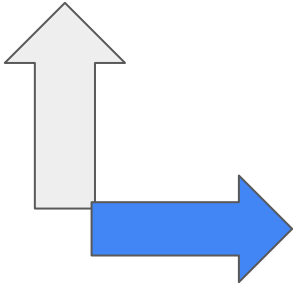


So now it is your turn I would like you to translate a triangle, circle, and a rhombus

When complete submit to sservice@pukekohenorth.school.nz

Maths

The grey shape has been **turned** to get the blue shape. When we turn a shape we say we are **rotating** it.



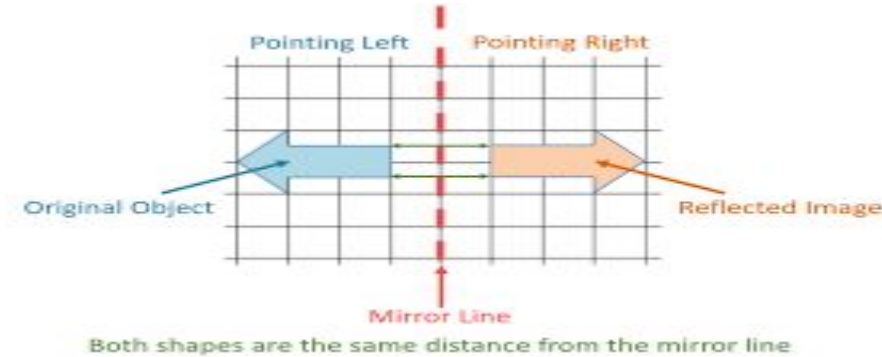
Now I want you to write your name and try and rotate your name art.

When complete submit to sservice@pukekohenorth.school.nz



Maths

When we **flip** a shape we say we are **reflecting** it.


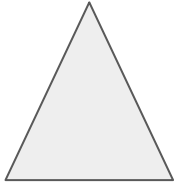


Now I would like for you to reflect a star, heart and a capital L

When complete submit to sservice@pukekohenorth.school.nz

Maths

The grey triangle has been **enlarged** to get the blue triangle.



Now your turn I want you to put a square under the triangle so it makes a house, then I want you to enlarge your house.

When complete submit to sservice@pukekohenorth.school.nz

Reading

In your home learning pack there is another book for you to read and questions to answer at the end of it, please go through this and submit your answers back to me.

sservice@pukekohenorth.school.nz

Spelling

Spelling List 3

about	be	go	into	our
after	because	going	just	out
all	came	have	like	said
are	day	her	mum	some
as	down	his	not	were
back	get	home	one	with

Spelling List 4

again	do	next	people	time
an	first	night	put	took
around	food	no	ran	two
big	from	now	saw	us
by	good	off	school	very
can	has	old	see	what
come	him	only	started	well
could	house	or	their	will
dad	if	other	them	would
did	little	over	this	your

Spelling

Spelling List 5

am	door	last	once	through
another	everyone	left	play	told
away	family	long	really	too
bed	five	looked	room	walked
been	found	made	something	want
before	friend	man	still	way
best	fun	more	thing	where
brother	heard	morning	think	which
called	here	name	thought	who
car	know	never	three	year

THINGS TO DO

1. Spell your words aloud as you star jump – one jump for each letter.
2. Write each word with your finger in a sand or salt tray.
3. Spell aloud and clap for each letter of your words.
4. Play Hangman choosing the word to guess from your list of words.

Writing

Descriptive:

WALT: use the five senses to describe Popcorn

See, hear, feel, taste, smell

Success Criteria: We will know we can do this when we can,

Use all five senses,

- See – what do you see?
- Feel - what can you feel?
- Hear – What can you hear?
- Taste – What can you taste?
- Smell – What can you smell?

Health and PE

Whano Whano - fun challenge game

Set up: • Children work in pairs and stand opposite each other.

Play: • One partner calls, “Whano” and they both jump into the air and land in one of four feet positions. • Positions include: Feet apart or together, right or left foot forward. • If both players’ feet land in the same position, the first player to call “Hī” wins the point. • If a player calls “Hī” but the feet do not match, their partner gets the point. • If players both call “Hī” at the same time, the loudest caller wins the point. • Children should be encouraged to jump as high as possible and perform leg movements in the air to give them more time to read their partner’s landing position

<https://www.youtube.com/watch?v=Xgacdh09Kw8>

Zoom

Click [here](#) to join our zoom.

Meeting ID: 913 4773 2859

Passcode: Room18