

T4 Week 3

HOME LEARNING



This powerpoint contains some ideas for home learning during lockdown.
Aim to do about 40 mins of home learning a day completing **at least 4 activities**
there is a [schedule idea on slide 3.](#)

Do what you can but above all else look after yourselves, stay safe and spend
time with your whanau.

Connect



Room 11, 12 and 14 private Facebook page: Share your home learning here!

<https://www.facebook.com/groups/pukekohenthroom11/about>

Please keep checking in on our facebook page, we will be adding lots of great things to do at home, and going live with story reading, mini lessons, and other fun things.

Whaea Kiah - Room 14

Ph: 021770422

Email: ksaunders@pukekohenorth.school.nz

Whaea Robyn - Room 11

Ph: 0272358819

Email: rchavez@pukekohenorth.school.nz

Whaea Jess:

Ph: 02040035371

Email: jmontgomery@pukekohenorth.school.nz

Suggested schedule	Optional extras
<u>Phonics</u> / Handwriting : Practice writing and reading the letters and words of the week.	<u>Te Reo</u> : Practice your Pepeha and learn colours.
<u>Writing</u> : Write one sentence using the prompts Practice writing name (first and last)	Manage myself - Do one job to help someone in my house. (Make my bed, tidy up, pick up litter, weed the garden, help with cooking/baking etc)
Short fruit break/ <u>Fitness</u>	<u>Try one of the bonus activities</u>
<u>Reading</u> - Read one of the books plus a <u>read along</u> if wanted.	Games : Play a game with your family and have lots of fun. Eg eye spy, snakes and ladders, puzzle, lego,
<u>Maths</u> - Pick something from the slide or count things around the house.	Before bed : Read a story with someone in your house.

We hope to deliver more home learning packs to you next week, these are the ones issued by the Ministry of Education.


We will post on the Facebook page when they are being delivered so you can keep an eye out.



Phonics

We are learning m, d, and a! We want to know the names of the letters, sounds they make and words they start with. Some activities you can do at home.

- Listen to and sing the phonics song 2
- Practice writing letters (chalk, pens, colours etc.)
- Play “I spy something starting with ... (letter sound)”
- Sound out words when reading and writing.
- Here are some words to sound out and write with your kids.
- Mat, men, moon, dog, dot, deep, ant, and, am




Here is the letter Hh



ABC



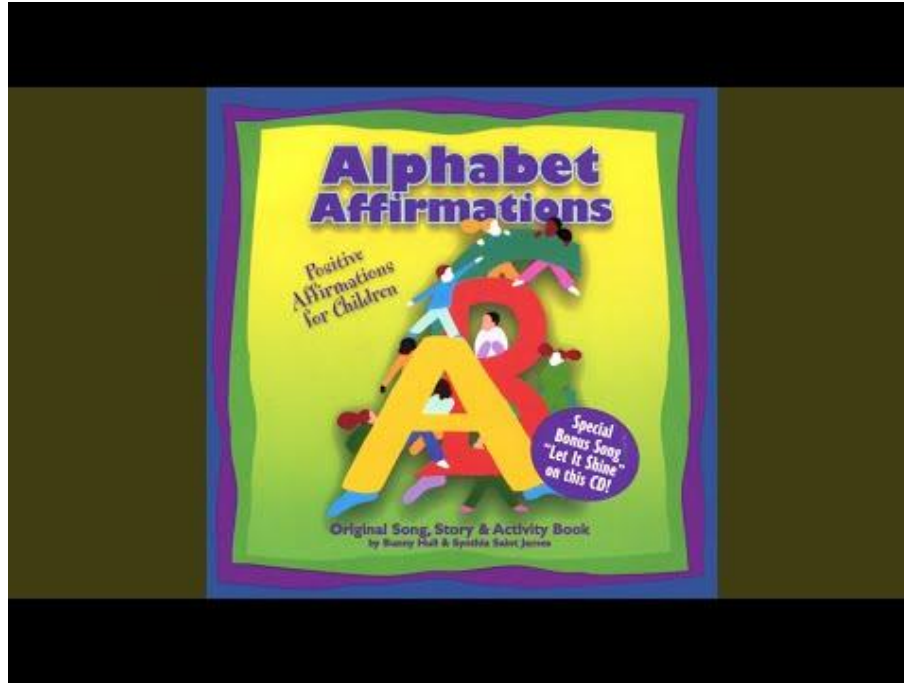
Here is the letter Rr



Here is the letter Kk








**Such a lovely song to learn and think about
all the great things about you.**



Phonics - cont

On Top of the old books (at the end of the ppt) you can read these BSLA books that go with the phonics programme we are doing below. The link takes you to the book PDF and audio recording. The junior school are reading the [Kakano - Seed Books](#)



Click on the
Pictures

Reading

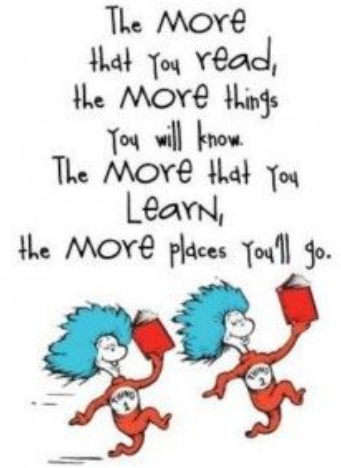
- Practice your sight words help them sound them out and once they know them they can practice writing them. (They are in their book bag if you don't have them or they learn them all and need the next sheet please let me know.)

Storyline Online

- Read stories to your child whenever you can you can go on youtube, [Epic](#) and [Storytime Online](#) for more books.

Click on
the links

- Read the [ready to read books](#) with your child, aiming for about one a day or the phonics ones on the previous slide. I will link them in the images on next slide.



Sight words

Practice sight words appropriate to your child's level if unsure contact your child's teacher.

Ways you can encourage your child to learn them.

- Reading them
- Writing them
- Making que cards
- Playing snap
- Read in time trials (competition)
- Put in a sentence

Basic Sight Words for Reading

Magenta

am	I
the	is
at	to
it	look
on	go
come	Mum
here	we
in	went
Dad	see
up	going
said	can

Sight Words

Basic Sight Words for Reading

Red

my	there
as	oh
and	if
you	are
no	where
shouted	away
home	thank you
an	for

Basic Sight Words for Reading




Yellow

like	play
she	not
with	they
after	help
big	this
will	little

Magenta





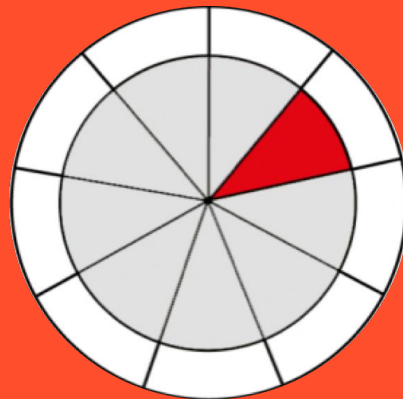


Click the pictures!








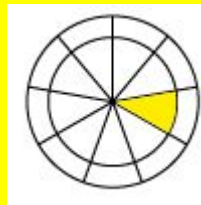
Red

click the
pictures!








Yellow

click the
pictures!



Blue

click the
pictures!



Writing - Draw a picture then write about it!

Help students to write some stories (about 2-4 sentences) once a day.

Help them sound out the words and remind them of the sight words that they know. Focus on a full stop at the end of an idea and a capital letter at the beginning.

Some ideas of things you can write about include:

- My pet shark
- What lives in the ocean
- Make a list of all the things you would find at the beach
- Write instructions about how to make a sandwich
- Describe the pictures on the next slide



Other tasks: copy words from around the house and practice writing their name full

Describe these pictures



Maths - Number and geometry

Your kids are learning about counting to 100. Numbers before and after 20 and counting in 2's and 5's. You can play games with them asking and talking about numbers and play the linked songs.

DICE GAME: roll two dice Write an equation to match the dots you see eg $5+1=6$. Repeat this 10 times

Geometry

We are starting a unit on Geometry this week. This means learning all about shapes and where we can find them. Here are a few activities to get you warmed up and ready this week.

- Find and take pictures around your house of AS MANY SHAPES AS YOU CAN. Can you find a circle? A square? A rectangle? What about a star or a hexagon?

- Watch some of these videos:

- [mini geometry movie](#)
- [Shape practice](#)
- [Shape song](#)

What shapes can you see in this picture?

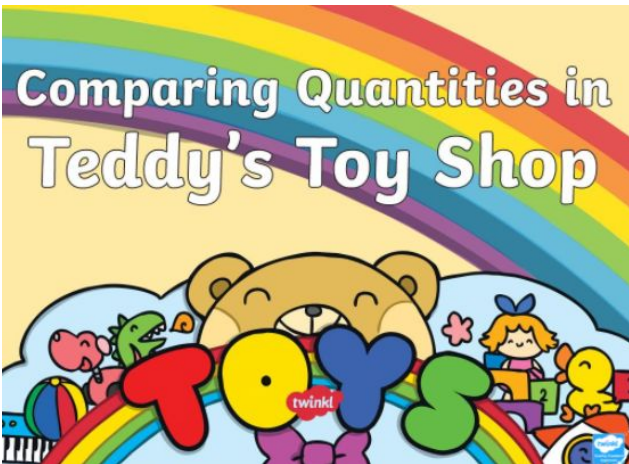


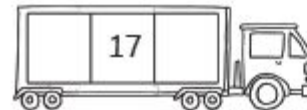
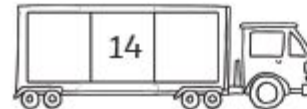
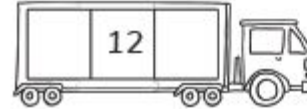
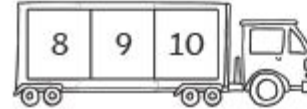


Maths- Number



One More, One Less Number Writing Sheet

Write the numbers that come before and after.



[Teddy's Toy Shop](#)
[PowerPoint](#)

Challenge - Record your child doing their pepeha

Record your child doing their pepeha and post it to the facebook page (or send it to your teacher). This might be something you also want to share with your Whanau as it is a special thing to learn and share.

PĒPENA

Tena koutou

Ko _____ tōku pāpā
(My father's name is...)

Ko _____ tōku māmā
(My mother's name is...)

No _____ ahau
(I live in...)

No _____ tōku whānau
(My family name is...)

Ko _____ tōku ingoa
(My name is...)

No reira
Tena koutou, tena koutou,
tena tatou katoa

Songs





Some songs the tamariki love

Click the
videos!



Fitness

- Have a game of [Whano Whano](#) with someone in your bubble. Follow the link above for instructions on how to play.
- Play a round of Simon Says.
- Go for a walk with your bubble. Remember to stay 2 meters away from others and wear a mask.



JUMP JAM™



Fitness- move like animals from the ocean

Can you have a go at moving like some of these different sea creatures?

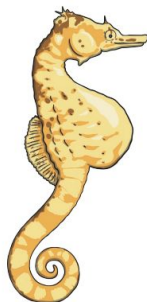
Dive like a whale



Paddle like a turtle




Rock like a seahorse




Glide like a stingray



Shoot like a shark



Leap like a dolphin



Extra activities

Try out the home learning
tv links to the [schedule](#)
[here](#) and TVNZ below.

Click the
picture!



The fish that couldn't climb trees

by Steve Attewell

From his book


"That's Twice I've Laughed My Socks Off"

(find it on Amazon)



Art

1. Follow the video instruction and see if you can draw a cartoon fish like this one.



Inquiry - Learning about the ocean



Kelly Tarlton's have some awesome videos all about their sea creatures, where they live, and how they are being fed. Follow the links below to watch and learn all about ocean animals.

[Feeding time at Kelly Tarlton's](#)

Find out some fun facts about penguins

[Penguins](#)


[A Day in the Life of a Penguin Keeper](#)


[Shark Feeding](#)



Spot the Difference – In the Sitting Room

Look at the two pictures below. What are the differences? (8 things)





Can you read and
learn this poem

Share it with your
family





Record yourself
reading it and share
to our facebook page

Old BSLA phonics plus ready to read books


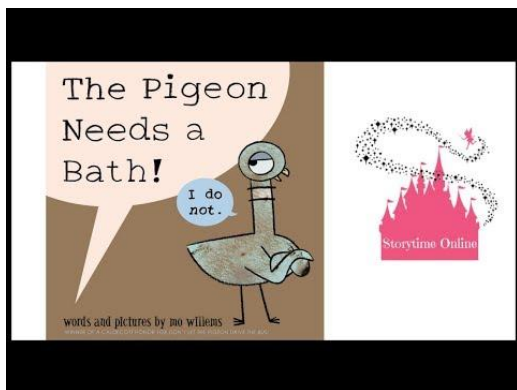

Letters from
previous weeks this
term

- M m, D d, A a
- P p, T t, O o
- C c, L l, E e
- N n, B b, U u
- S s, F f, I i
- G g, R r

Click on the
Pictures



Listen to these stories!



If you have netflix/ disney plus some educational/ inquiry suggestions

Netflix

- Magic school bus
- Octonauts
- Cocomelon
- Our planet
- Emily's wonderlab

Disney plus


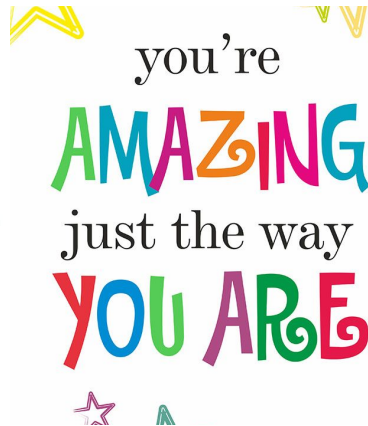
- Jake and the neverland pirates
- Little einsteins
- Pickwik Pack
- Inquiry movies - Luca, the little mermaid, Moana, Finding Nemo, Finding Dory

There are also good shows for free on TVNZ on demand

Eg

- Wiggles
- Sesame street
- Darwin and newts lets science it

Stay safe!



Click the video!