

T4 Week 2

HOME LEARNING



This powerpoint contains some ideas for home learning during lockdown. Aim to do about 40 mins of home learning a day completing **at least 4 activities** there is a [schedule idea on slide 3.](#)

Do what you can but above all else look after yourselves, stay safe and spend time with your whanau.

Connect



Room 11, 12 and 14 private Facebook page: Share your home learning here!

<https://www.facebook.com/groups/pukekohenthroom11/about>

Please keep checking in on our facebook page, we will be adding lots of great things to do at home, and going live with story reading, mini lessons, and other fun things.

Whaea Kiah - Room 14

Ph: 021770422

Email: ksaunders@pukekohenorth.school.nz

Whaea Robyn - Room 11

Ph: 0272358819

Email: rchavez@pukekohenorth.school.nz

Whaea Jess:

Ph: 02040035371

Email: jmontgomery@pukekohenorth.school.nz

Suggested schedule

Optional extras

Phonics/ Handwriting: Practice writing and reading the letters and words of the week.

Te Reo: Practice your Pepeha and learn colours.

Writing: Write one sentence using the prompts
Practice writing name (first and last)

Manage myself - Do one job to help someone in my house. (Make my bed, tidy up, pick up litter, weed the garden, help with cooking/baking etc)

Short fruit break/ Fitness

Try one of the bonus activities

Reading - Read one of the books plus a read along if wanted.

Games: Play a game with your family and have lots of fun.
Eg eye spy, snakes and ladders, puzzle, lego,

Maths - Pick something from the slide or count things around the house.

Before bed: Read a story with someone in your house.

You should of all received a new home learning pack by now, if not please let us know.


Another pack will be delivered in 2-3 weeks.



Phonics

We are learning m, d, and a! We want to know the names of the letters, sounds they make and words they start with. Some activities you can do at home.

- Listen to and sing the phonics song 2
- Practice writing letters (chalk, pens, colours etc.)
- Play “I spy something starting with ... (letter sound)”
- Sound out words when reading and writing.
- Here are some words to sound out and write with your kids.
- Mat, men, moon, dog, dot, deep, ant, and, am




Here is the letter Mm



<https://www.youtube.com/watch?v=WFMI-cV9sq8>



Here is the letter Dd



https://www.youtube.com/watch?v=SizYpeJL_UE

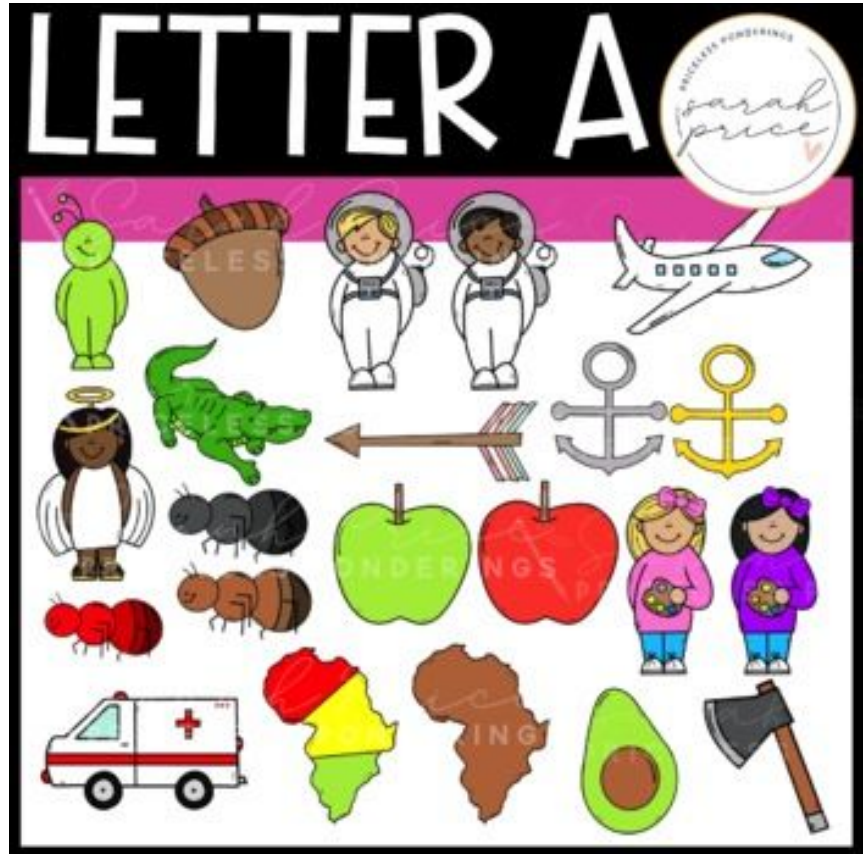


Here is the letter Aa

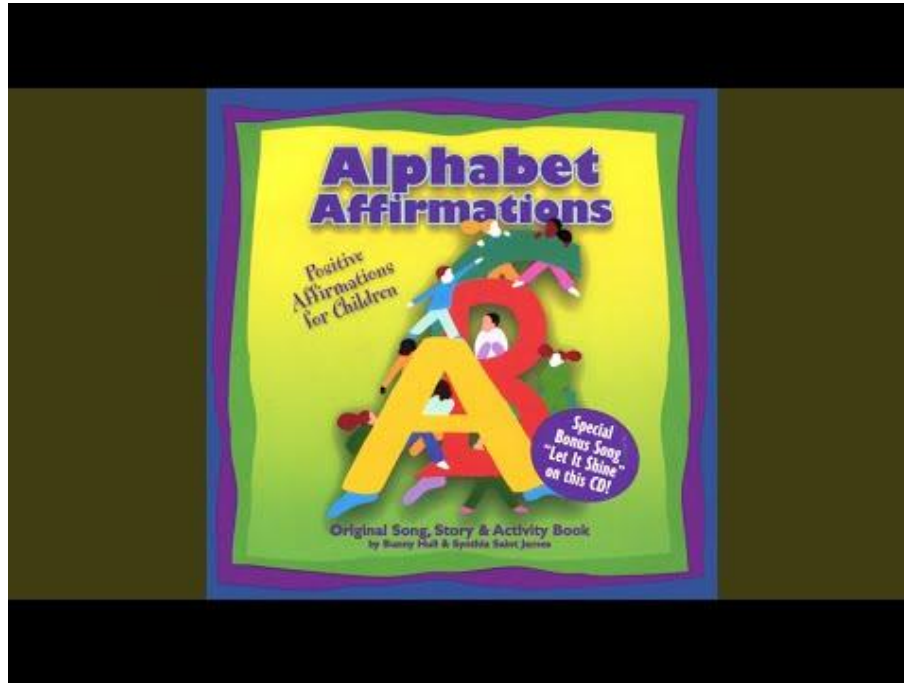
Aa



<https://www.youtube.com/watch?v=KGZfMw3uPJE>








**Such a lovely song to learn and think about
all the great things about you.**



Phonics - cont

On Top of the old books (at the end of the ppt) you can read these BSLA books that go with the phonics programme we are doing below. The link takes you to the book PDF and audio recording. The junior school are reading the [Kakano - Seed Books](#)



Click on the
Pictures

Reading

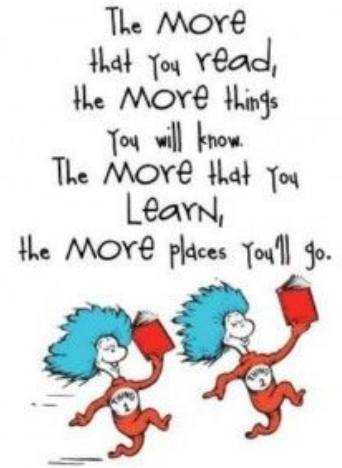
- Practice your sight words help them sound them out and once they know them they can practice writing them. (They are in their book bag if you don't have them or they learn them all and need the next sheet please let me know.)

Storyline Online

- Read stories to your child whenever you can you can go on youtube, [Epic](#) and [Storytime Online](#) for more books.

Click on
the links

- Read the [ready to read books](#) with your child, aiming for about one a day or the phonics ones on the previous slide. I will link them in the images on next slide.



Sight words

Practice sight words appropriate to your child's level if unsure contact your child's teacher.

Ways you can encourage your child to learn them.

- Reading them
- Writing them
- Making que cards
- Playing snap
- Read in time trials (competition)
- Put in a sentence

Basic Sight Words for Reading

Magenta

am	I
the	is
at	to
it	look
on	go
come	Mum
here	we
in	went
Dad	see
up	going
said	can

Sight Words

Basic Sight Words for Reading

Red

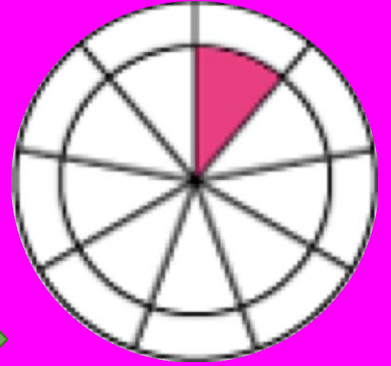
my	there
as	oh
and	if
you	are
no	where
shouted	away
home	thank you
an	for

Basic Sight Words for Reading



Yellow

like	play
she	not
with	they
after	help
big	this
will	little


Magenta



Click the pictures!



Shoes for the King




by Dot Meharry
illustrated by Philip Webb




click the pictures!


Red



by Kiwa Hammond
illustrated by Adele Jackson




by Heather Lovick
illustrated by Donovan Skaley




Greedy Cat Is Hungry

by Jay Cowley
illustrated by Robyn Belton




In the Bush

by Dawn McMillan
illustrated by Martin Simpson



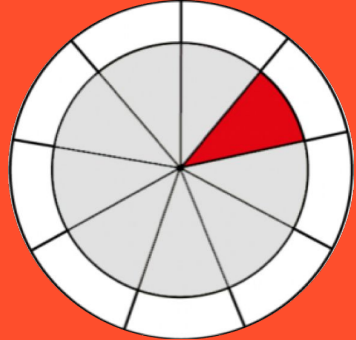
Wētā Went Walking

by Kay Hancock
illustrated by Fraser Williamson








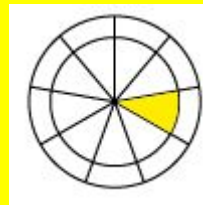
What Does the Tide Bring In?

by Tonia Mills
photographs by Adrian Hake








Yellow

click the pictures!



Blue

click the
pictures!



Writing - Draw a picture then write about it!

Help students to write some stories (about 2-4 sentences) once a day.

Help them sound out the words and remind them of the sight words that they know. Focus on a full stop at the end of an idea and a capital letter at the beginning.

Some ideas of things you can write about include:

- The day I went fishing
- What lives in a rock pool
- Make a list of all the creatures that live in the sea
- Write instructions for buying or making fish and chips
- Describe the pictures on the next slide



Other tasks: copy words from around the house and practice writing their name full

Describe these pictures



Maths - Number and fractions

Your kids are learning about counting to 100. Numbers before and after 20 and counting in 2's and 5's. You can play games with them asking and talking about numbers and play the linked songs.

DICE GAME: roll two dice Write an equation to match the dots you see eg $5+1=6$. Repeat this 10 times

Geometry

We are starting a unit on Geometry this week. This means learning all about shapes and where we can find them. Here are a few activities to get you warmed up and ready this week.

- Find and take pictures around your house of AS MANY SHAPES AS YOU CAN. Can you find a circle? A square? A rectangle? What about a star or a hexagon?

- Watch some of these videos:

- [mini geometry movie](#)
- [Shape practice](#)
- [Shape song](#)

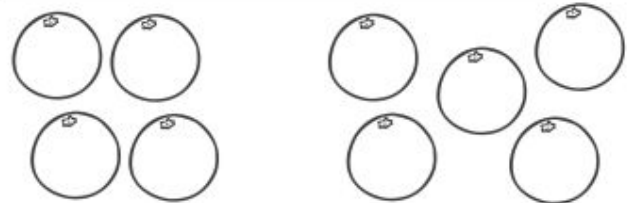
Maths- Number



[Teddy's Toy Shop PowerPoint](#)

More or Less?

In each section, colour in the group that has more.



Challenge - Record your child doing their pepeha

Record your child doing their pepeha and post it to the facebook page (or send it to your teacher). This might be something you also want to share with your Whanau as it is a special thing to learn and share.

PĒPEHA

Tena koutou

Ko _____ tōku pāpā
(My father's name is...)

Ko _____ tōku māmā
(My mother's name is...)

No _____ ahau
(I am...)

No _____ tōku whānau
(My family name is...)

Ko _____ tōku ingoa
(My name is...)

No reira
Tena koutou, tena koutou,
tena tatou katoa


Songs





Some songs the tamariki love

Click the videos!



Fitness

- Have a game of [Whano Whano](#) with someone in your bubble. Follow the link above for instructions on how to play.
- Play a round of Simon Says.
- Go for a walk with your bubble. Remember to stay 2 meters away from others and wear a mask.



Fitness- move like animals from the ocean

Can you have a go at moving like some of these different sea creatures?

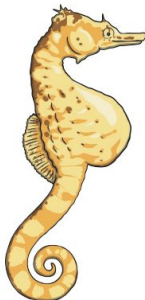
Dive like a whale



Paddle like a turtle




Rock like a seahorse




Glide like a stingray



Shoot like a shark



Leap like a dolphin



Extra activities

Try out the home learning tv links to the [schedule here](#) and TVNZ below.

Click the picture!



The fish that couldn't climb trees

by Steve Attewell

From his book

"That's Twice I've Laughed My Socks Off"

(find it on Amazon)



Art

Recycled Bottle Cap Fish Artwork

Create beautiful recycled artwork using old bottle caps to make this simple, easy-to-create masterpiece, suitable for all ages.

For this activity:

1. You will need: old bottle caps, blue paper, green tissue paper, glitter pens, coloured paper cut into triangles (for tails), googly eyes, glue.
2. Glue triangles onto blue paper.
3. Glue googly eyes onto bottle caps.
4. Glue bottle caps onto triangles to create the body of the fish.
5. Decorate the bodies of the fish with glitter pens.
6. Twist and crumple the tissue paper and glue down, filling in the gaps between the fish.
7. Add bubbles using the glitter pens.
8. Your artwork is complete!



Inquiry - Learning about the ocean



Kelly Tarlton's have some awesome videos all about their sea creatures, where they live, and how they are being fed. Follow the links below to watch and learn all about ocean animals.

[Feeding time at Kelly Tarlton's](#)

[A Day in the Life of a Penguin Keeper](#)

[Shark Feeding](#)

Sand, Waves and Ice Cream

There are 8 differences in the pictures below, can you find them all?



Animals on Show



How good to swim just for a while,
And gaze down through the ocean mile;
The ocean is a mystery,
It's calling and enticing me.

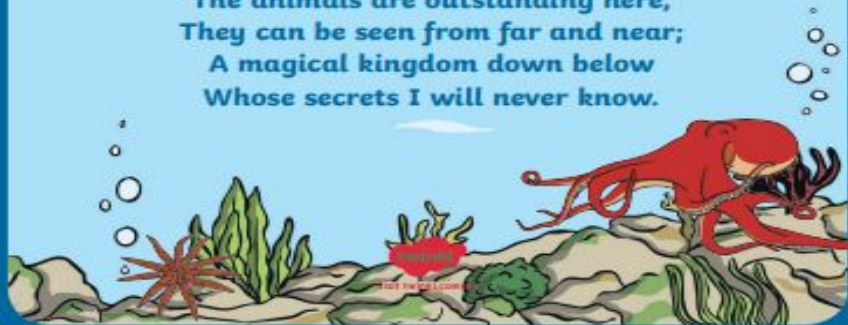


A beam of light shines down below,
To illuminate the world on show;
Seahorse dance and jellyfish glide,
Cuttlefish swim and eels slip and slide.



Seaweed twirls and pufferfish puff,
Dolphins dive below the rough.
Crabs do scuttle and lobsters nip,
Stingrays drift below the ship.

The animals are outstanding here,
They can be seen from far and near;
A magical kingdom down below
Whose secrets I will never know.



Can you read and
learn this poem

Share it with your
family




Record yourself
reading it and share
to our facebook page

Old BSLA phonics plus ready to read books


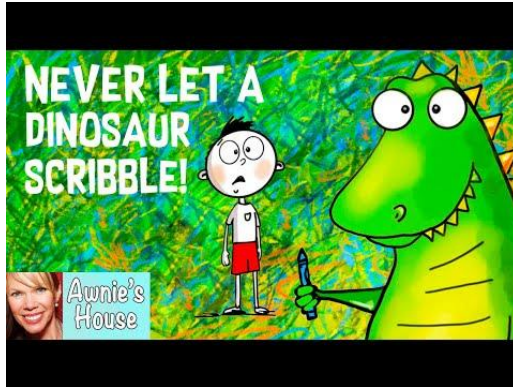
Letters from previous weeks this term

- M m, D d, A a
- P p, T t, O o
- C c, L l, E e
- N n, B b, U u
- S s, F f, I i
- G g, R r

Click on the Pictures



Listen to these stories!



If you have netflix/ disney plus some educational/ inquiry suggestions

Netflix

- Magic school bus
- Octonauts
- Cocomelon
- Our planet
- Emily's wonderlab

Disney plus

- Jake and the neverland pirates
- Little einsteins
- Pickwik Pack
- Inquiry movies - Luca, the little mermaid, Moana, Finding Nemo, Finding Dorry

There are also good shows for free on TVNZ on demand

Eg

- Wiggles
- Sesame street
- Darwin and newts lets science it

Stay safe!

BE SILLY

BE HONEST

BE KIND.

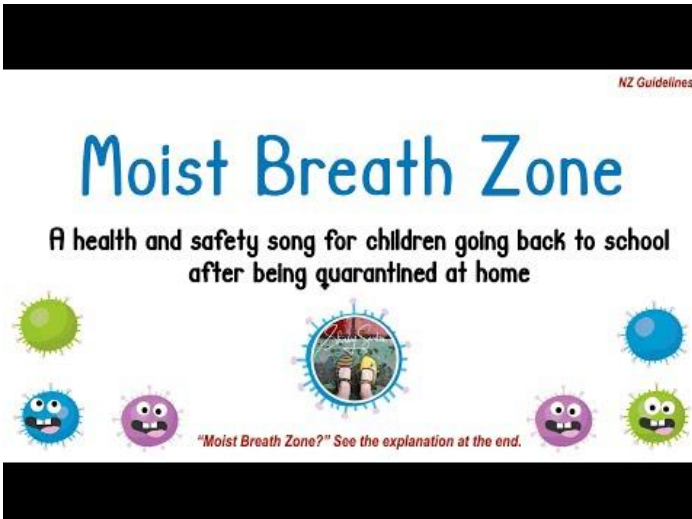
- Ralph Waldo Emerson -

you're
AMAZING
just the way
YOU ARE

NZ Guidelines

Moist Breath Zone

A health and safety song for children going back to school after being quarantined at home



"Moist Breath Zone?" See the explanation at the end.

Click the video!