

Kia Ora Whanau and welcome to Term Four. (unfortunately, we are still in L3 Lockdown and not being able to return to school as normal. I hope you've all been well and keeping safe.

- **Our Focus for this term is Wai and Kai - Food Pyramid (Making good choices) Wellbeing -links to PB4L & School Values - Be Responsible, Be Respectful, Be Confident, Be Safe.**
- **Maths: Number and Geometry**
- **Writing: Recount, Descriptive, Narrative, Procedural**
- **Reading: comprehension (understanding), Word knowledge**
- **Other learning areas: Art , Health & PE, Science, Social Sciences**

I would also like to hold a Zoom Meet & Greet (Wellbeing check in, and to have a look at one learning area (from above) It would be lovely if you could join in.

This will be held every Thursday so it will give whanau and students enough time to look at the tasks.

To access Zoom: you will need to download the Zoom app to your phone or a device.

This link will be added to all weekly planning so you have access to link. (on end page)



Task1: Maths (Tm4 Strand is Geometry)

Go to Task 1

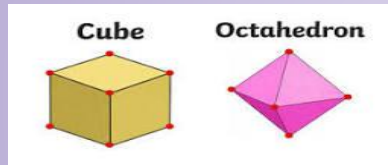
Choose one card to do each day.

Use what resources you have at home to try and make the shape.

Use the explanation of an Edge, Face, Vertices, to see how many of each does your shape your have chosen have, Record your work into a book.

What are vertices?

Vertices is the plural of the word vertex, which is **the point at which two or more lines/edges meet**. Edges are straight lines that connect one vertex to another. Faces are the flat surfaces of shapes.



Edges. An **edge is where two faces meet**. For example a cube has 12 edges, a cylinder has two and a sphere has none.

Faces. A face is **a flat or curved surface on a 3D shape**. For example a cube has six faces, a cylinder has three and a sphere has just one.

Task2:Writing :


Reading Book: [Dinner for Greedy Cat](#)

Write one or two sentences a day. By Friday you would have completed your story.

- Read the story
- Write the Title
- Think about what's happening in the story.

(Who is Greedy cat?, What is Greedy doing and Why?) Are there any other characters? Who are they and what are they doing?

- In your own words re - write the story with the same characters or you can change any to match your pet if you have a pet.



Task3: Reading

Choose one book to read and answer the following questions.

Remember to work on comprehension - Read for meaning and understanding (Does it sound right or make sense?)

Gold Level 21/ 22

Rumpelstiltskin

page 14, use the illustration and the words associated with farming to confirm the setting and build a picture of Maddie and her everyday life.

Page 17 use the illustration, the descriptive language (“strange, ugly little goblin”, “sly smile”), and the goblin’s repeated requests for Maddie to give him something, to visualise him as a tricky character.



Orange Level 15/16

Greedy Cat and the Visitor

Root word - bounce

When you add the following endings it changes the meaning of the Root word (bounce)


“ed” bounced

“ing” - bouncing

“y” - bouncy

Use the words below and add an ending to each word. Say the word, use the word in sentence.

pop run flop jump sleep




Blue Level: 9/10/11

Crow Tales

Discuss:

- Clever Crow’s idea. What did she do that was clever?
- What clues tell you what Fox and Crow are thinking?



Red Level 3/4/5

T-Shirts from Nana

- What do you notice about these T-shirts?
- pages 2 & 3, What does the picture tell you about how Tusi and Mika are feeling?
- How do you feel when relations visit when you’re coming back after a trip?.



This is the link to join the Room:6 Zoom Hui

Wk1 -

- 5min Karakia
- 5min Rules about Zoom
- 10min - Meet and Greet
- Sharing time - Anything you would like to share with the class
- Learning Area: Maths - Geometry (Making shapes)

Lovey Hemopo is inviting you to a scheduled Zoom meeting.

Topic: Lovey Hemopo's Personal Meeting Room

Join Zoom Meeting

Click [here](#) to join our meeting

Meeting ID: 308 544 7937

Passcode: Room6